

ACCU-LINK



MEGADYNE

ACCU-LINK

Accu-Link is the Megadyne's link belt, created and developed as an alternative to classical rubber V-belts. Megadyne's Accu-Link combines superior strength and durability with quick and easy assembly and installation. The original concept is to give a fast replacement to classical V-belts in case of break. Despite this, thanks to the performance of link belts, today Accu-Link is used in a very wide range of applications as original equipment.

Accu-Link is a link belt: it means it is made of several links assembled all together. Thanks to this, belts can have every length just by modifying the number of links.

Links are made with a polyurethane polymer reinforced by a multilayer woven polyester fabric. The design of the links and the state-of-art manufacturing process allow superior performances and finishing quality. Accu-Link is ground to get a smooth and precise side edge and section, leading to a low vibrating belt and a smooth and silent transmission.

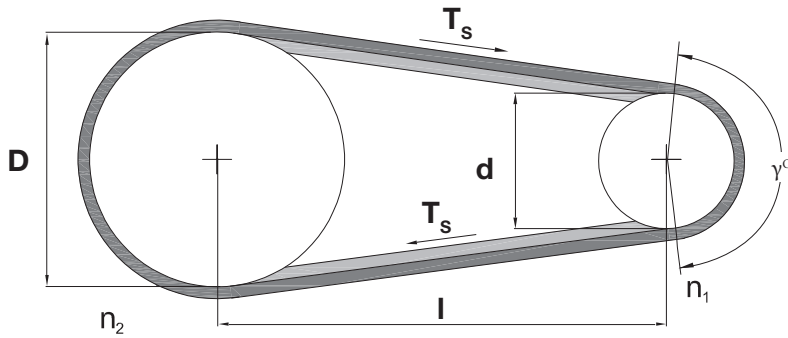
The belt is delivered already assembled and pre-tensioned to reduce the elongation especially during the early stage of its start-up.

Main features and advantages:

- **EASY TO ASSEMBLE**
Accu-Link can be assembled without any tool and in a matter of seconds.
- **EASY TO INSTALL**
Accu-Link can be adapted to every length; in case of difficult layout or when taking the drive apart would take too long. Acculink can be installed open and closed afterwards, in a very easy and fast way.
- **SMALL INVENTORY**
With one roll of Accu-Link it is possible to get any length of classical V-belts; with one roll per section, inventories will be much smaller, easier and cheaper to manage.
- **HIGH POWER RATE**
Accu-Link has power ratings similar to classical V-belts.
- **HIGH RESISTANCE TO ENVIRONMENT**
Thanks to its state-of-the-art materials, Accu-Link can withstand to salt, chemicals, mineral pure oils and greases. This increases the life time compared to standard rubber V-belts.
- **HIGH TEMPERATURE RESISTANCE**
Accu-Link can operate un a wide range of temperature:
-25 °C / +80 °C (-13 °F / 176 °F)
- **HIGH RESISTACE TO HARSH ENVIRONMENT**
Accu-Link is suited for harsh environment where it can last ever longer than standard rubber V-belts.
- **QUIET AND SMOOTH RUNNING**
Thanks to the superior finishing, Accu-Link may run quieter and smoother than a V-belt.



Technical calculation



SYMBOL UNIT DEFINITION SYMBOL

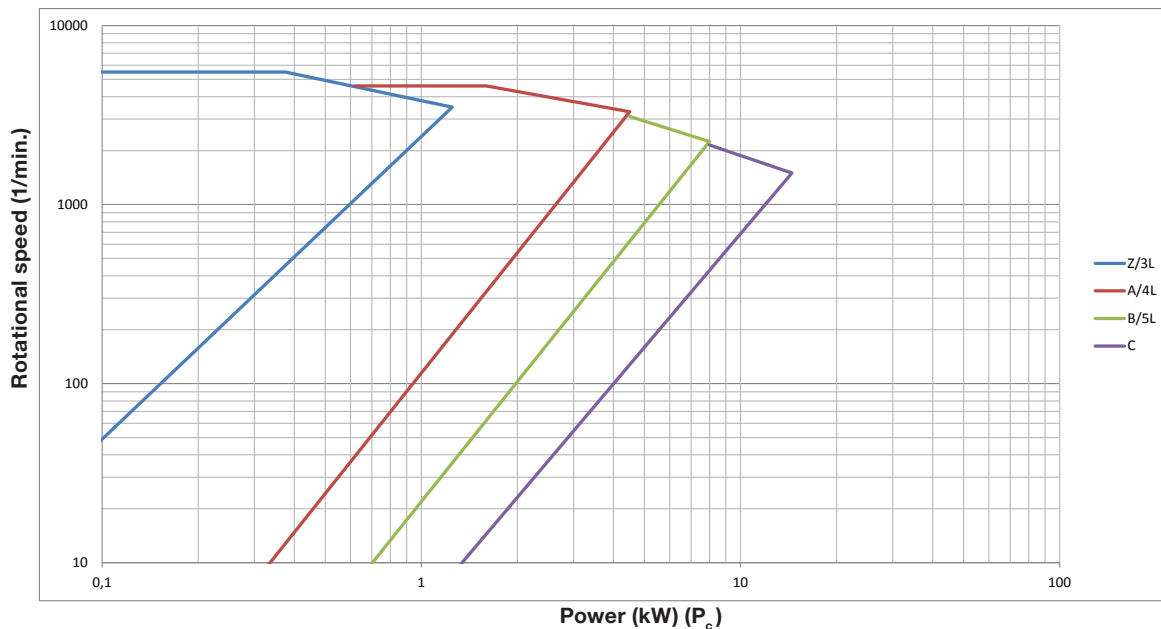
C_γ correction factor	n_2 (RPM) speed of bigger pulley (slower)
n_1 (RPM) speed of smaller pulley (faster)	P (kW) power to be transmitted
d (mm) pitch diameter of smaller pulley	P_c (kW) corrected power
D (mm) pitch diameter of bigger pulley	P_b (kW) basic performance of a single belt
l (mm) center distance	P_a (kW) actual belt power
i transmission ratio	Q number of belts
T_s (N) static belt tension	v (m/s) peripheral belt speed
γ ($^\circ$) arc of contact	F_s service factor

CHOICE OF BELT SECTION

To choose between the sections, to find out the corrected power (P_c) it is first necessary to calculate:

$$P_c = P \times F_s$$

Table 1: belt section selection



DETERMINATION OF ACTUAL POWER RATING

The actual power rating P_a is given by the drive working conditions:

$$P_a = P_b \times C_\gamma$$

where P_b is the power base of the belt and C_γ is the arc of contact correction factor as per following table.

Table 2: arc of contact correction factor C_γ

The arc of contact is calculated as follows:

$$\gamma = 180 - (57 \times [(D-d):l])$$

Arc of contact γ	180°	175°	170°	165°	160°	155°	150°	145°	140°	135°	130°	125°	120°	115°	110°	105°	100°
C_γ	1,00	0,99	0,98	0,96	0,95	0,93	0,92	0,90	0,89	0,87	0,86	0,84	0,82	0,80	0,78	0,76	0,74

Table 3: service factor F_s

DRIVES						
(1) AC electric motors: high slip, squirrel cage, synchronous DC electric motors: parallel excitation Multi-cylinder internal combustion engines Gas or steam turbines	(2) AC electric motors: high torque, high slip, single phase, wound rotor, commutator DC electric motors > series and compound excitation Single-cylinder internal combustion engines with direct coupling or with countershaft Steam engines					
Applications	Daily operating hours					
	0-8 (1)	8-16 (1)	16-24 (1)	0-8 (2)	8-16 (2)	16-24 (2)
Light use Classical industrial drives up to 5 kW Fans, pumps, compressors Light conveyors	1,0	1,1	1,2	1,1	1,2	1,3
Normal use Drives up to 15 kW Fans, pumps, compressors, line shafts, machine tools, punches, generators Heavy conveyors	1,1	1,2	1,3	1,2	1,3	1,4
Heavy use Textile machines saw mills, woodworking machines, brick machines, piston compressors, paper mills, positive blowers	1,2	1,3	1,4	1,4	1,5	1,6

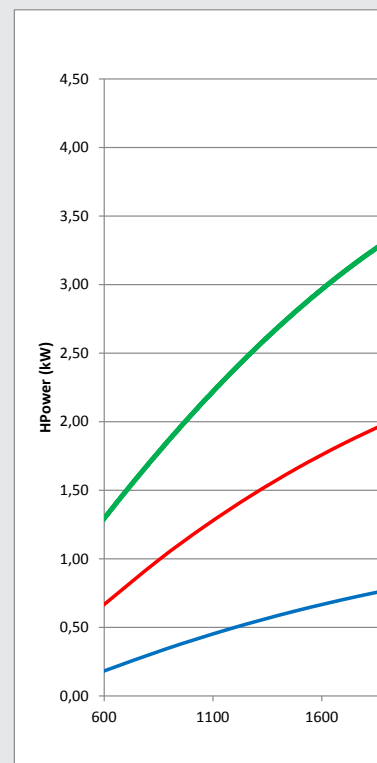
DETERMINATION OF NUMBER OF BELTS

The number of belts comes from the following formula:

$$Q = P_c : P_a$$

The final number of belts is given by rounding up Q to the next higher integer number.

Transmittable Power



Calculation example

MACHINE DATA

P = 12 kW
Speed: 1100 rpm
Drive sheave: 8"
Driven sheave: 12"
Center distance: 38"

Application: compressor
Type of engine: 1
Working hours: 8-16 per day
 F_s will be 1,2

CHOICE OF BELT SECTION

The corrected power P_c is

$$P_c = P \times F_s = 12 \times 1,2 = 14,4 \text{ kW}$$

Because of the high power, we can go for a C section, expecting more than one belt to be used.

DETERMINATION OF ACTUAL POWER RATING

Arc of contact γ

$$\gamma = 180 - (57 \times [(D-d):l]) = 180 - (57 \times [(12-8):38]) = 174^\circ$$

This means that C_γ is 0.98.

The belt power rating P_a is

$$P_a = P_b \times C_\gamma = 8 \times 0,98 = 7,84 \text{ kW}$$

where P_b comes from table 7.

DETERMINATION OF NUMBER OF BELTS

The final number of belts is:

$$Q = P_c : P_a = 14,4 : 7,84 = 1,84$$

This means that the actual number of needed belts is 2.

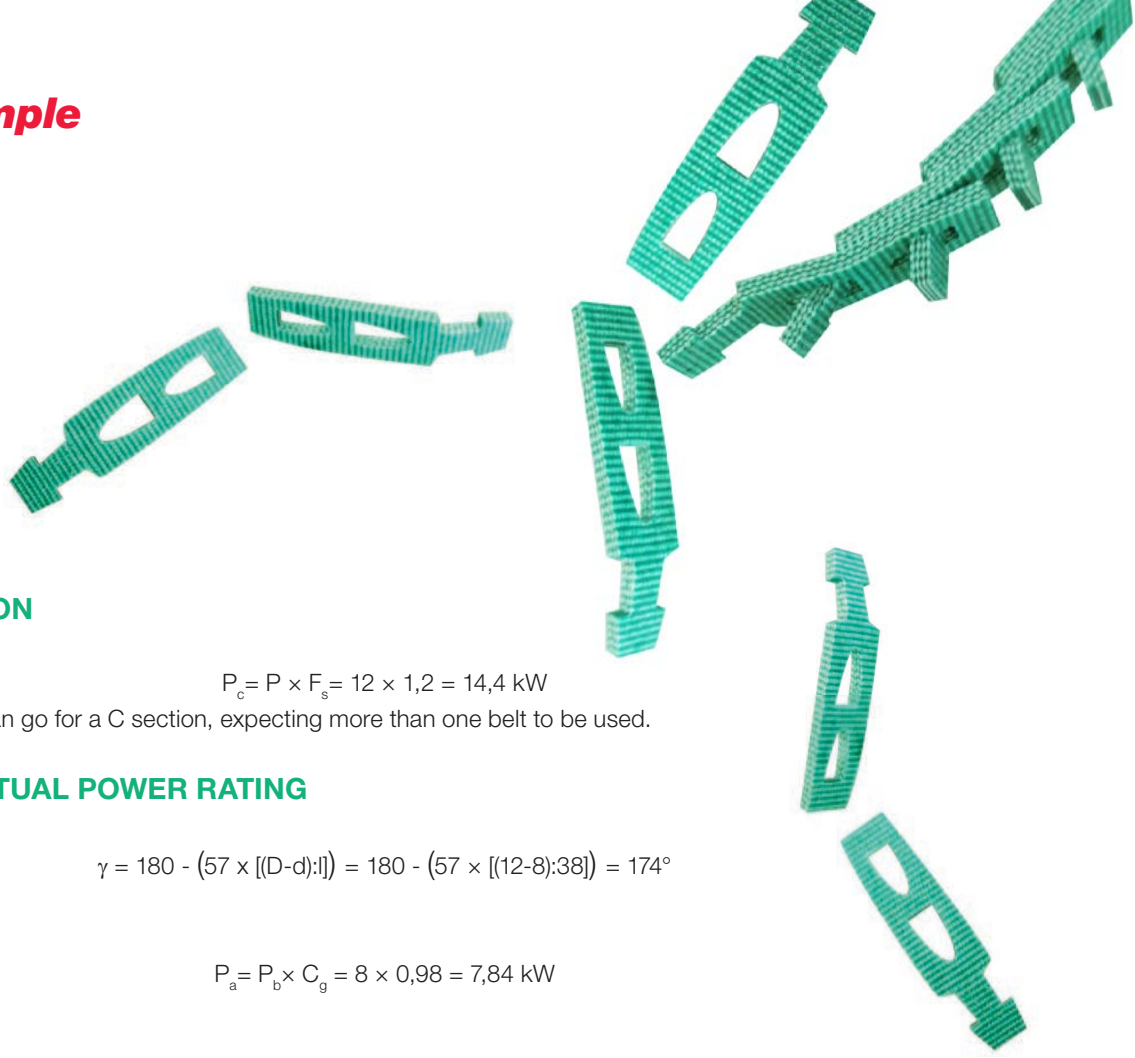


Table 5 - A/4L profile

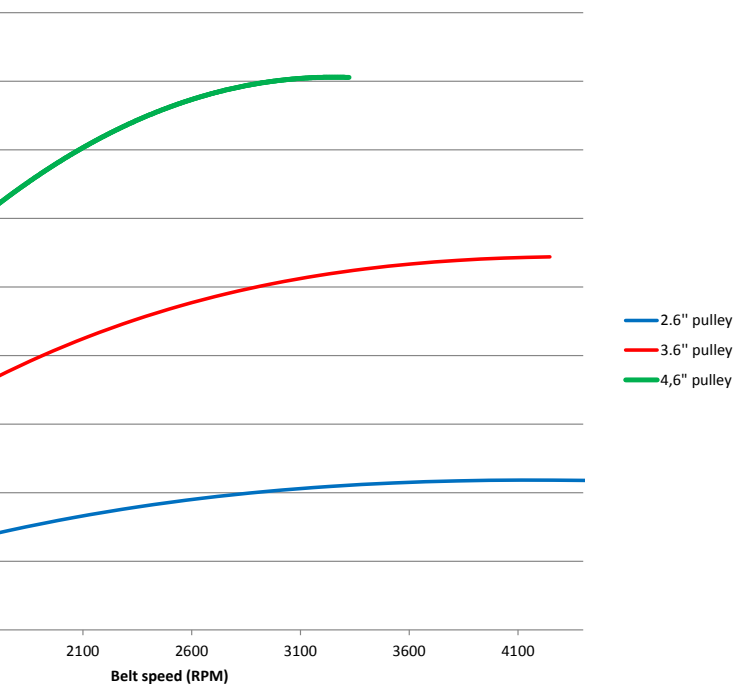
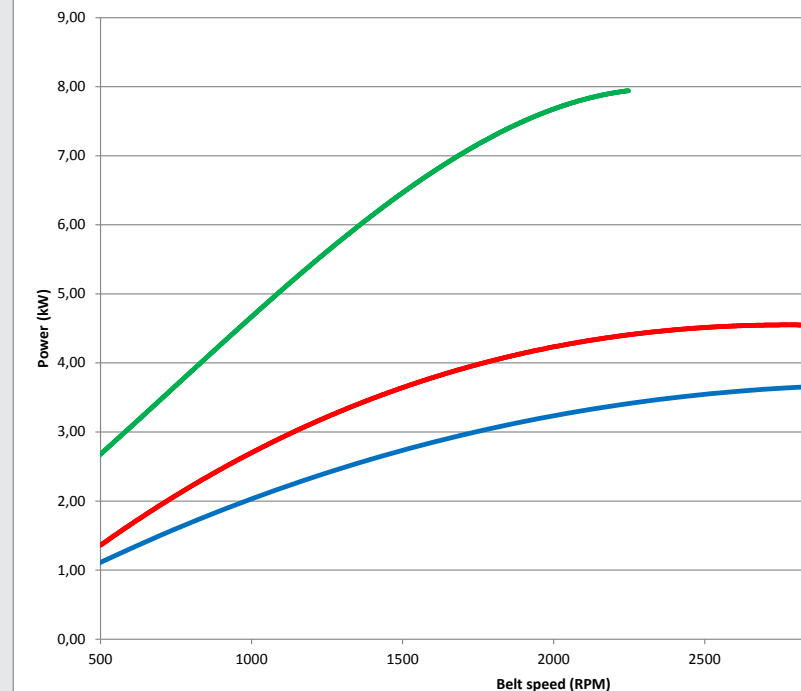


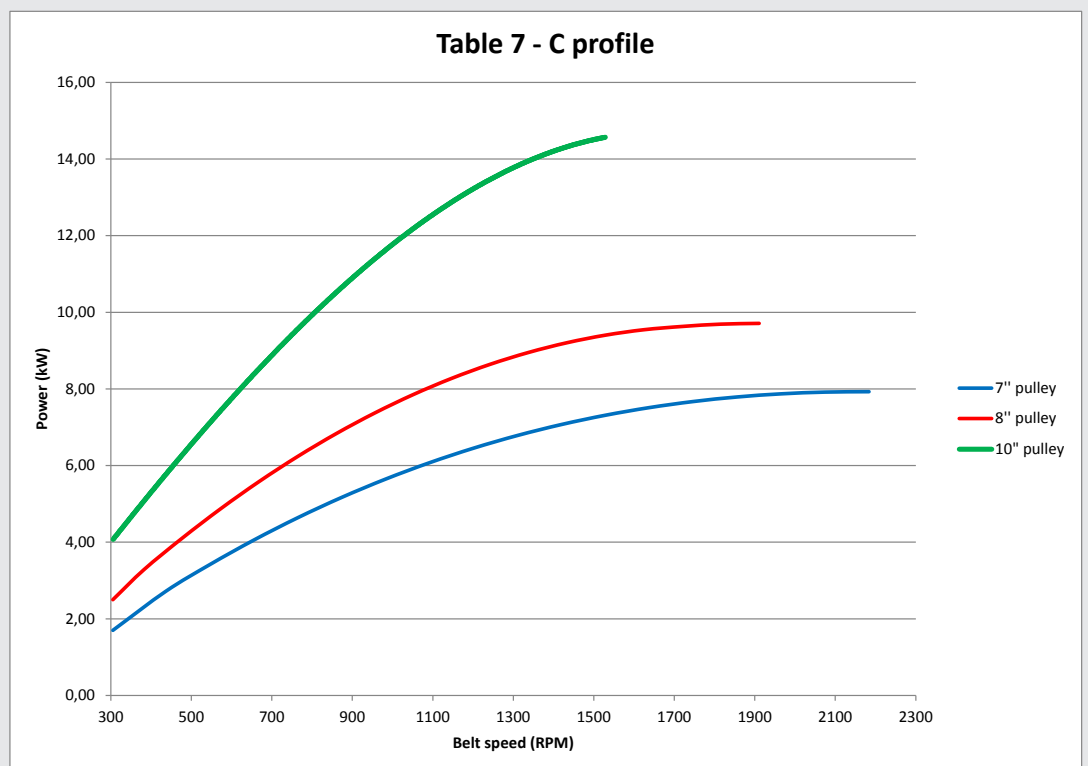
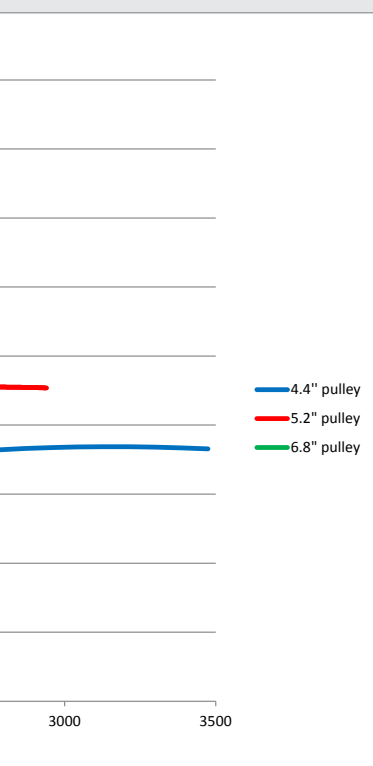
Table 6 - B/5L profile



Applications

Thanks to their features, Accu-Link belts can be used in very wide range of applications. In the following table it is possible to find a list of the main applications where Accu-Link are widely used with the advantages compared to the classical rubber V-Belts.

APPLICATIONS	MAIN ADVANTAGES
Marine industry	Higher resistance to salty and greasy environment Reduced inventory
Air handling	Easier and quicker to install
Metal and wood working machines	Reduced noise, reduced vibration
Poultry industry	Enhanced resistance to harsh environment
Agriculture	Enhanced resistance to typical agri-environment
Rolling conveyor	Easier and quicker to install Better performing in case of pulley misalignment
Glass industry	No staining
Tiles and marble conveyor	Easier and quicker to install Enhanced resistance to harsh environment



Range

Accu-Link belts are available in Z/3L, A/4L, B/5L and C sections. Accu-Link can work on standard pulleys for V-belts. Megadyne can supply open end Acculink in carton boxes or endless belts in light carton sleeves.

	Z/3L	A/4L	B/5L	C
Belt weight g/m (+/-1,5)	43,0	76,5	117,5	178,5
Min pulley diameter (mm)	45	80	140	225
Service temperature range	-25 °C / +80 °C (-13 °F / 176 °F)			
Standard roll lengths (ft)	25-100	25-100	25-100	25-50
Standard sleeve lengths (ft)	5	5-6	6	5

Measuring



1. Pull the belt tight around the sheaves to check the needed length, overlapping the last two tabs with two holes in matching.
2. Count the number of links and remove one link every 24 for Z/3L, A/4L and B/5L sections, and one link every 20 for C section to get the proper installation tension.
3. For multiple belt drives, be ensure that each belt has the same number of links.

Assembling



1. Holding the belt with the tabs upwards, let the tab of one belt's end get through two links at once. (three if C section)



2. Flexing the belt as much as needed, twist and insert the second tab through the end link.



3. Ensure that tab will stay transversally to the belt's running direction; reverse the belt upside down to let it running on the tab side.

Disassembling



1. Put the belt with the tabs upwards and bend it as much as possible.



2. Twist one tab 90° to make it parallel to the belt; in this way you can pull the end of the link over the tab.



3. Rotating the belt by 90° you can now easily pull one belt's end away from the other one.

NOTE: Unlike conventional V-Belts, Accu-Link can be rolled onto pulleys - no cord to break.

Installation

1. Be sure that the belt has the tabs on the inner side: the belt has to run with the tabs oppositely facing the running direction;
2. Fit the belt in the nearest groove of the smallest sheave and then roll the belt onto the larger sheave. For multiple belts drive, repeat the operation on all the grooves
3. Always make sure that belts look pretty tight and tabs are still in the correct position.

If it is easy to move the engine, you might install the belt in the following way:

1. Set the engine in mid position of its adjustment range and mark this position clearly;
2. Check the belt's length as previously shown;
3. Move the engine forward to reduce the center distance;
4. Install the belt as in "INSTALLATION" paragraph;
5. Pull the engine back to the previously marked position.

Retensioning

As in any V-Belt drive, Acculink belts require to check for tension after 24 h of full load operating time. If the belt is not tight enough, restore the tension by removing some link. Anyway, check the belt's tension periodically and restore tension.

BELARUS

Minsk
Kuzme Chornogo 31 -901
220100 Minsk
Phone +375 17 2802486
Info.ee@megadynegroup.com

BRASIL

Sorocaba
Avenida Dr. Armando Pannunzio
610 CEP 18050-000
Sorocaba, São Paulo
Phone +55 15 2101 7700
inquiries@jasonindustrial.com

CANADA

Edmonton
10020 42nd Avenue Edmonton
Alberta T6E 5B4
Phone: +1 780 461 4400
inquiries@jasonindustrial.com

Montreal

9135 Cote De Liesse
Dorval, Quebec H9P 2N9
Phone: +1 514 31 2341
inquiries@jasonindustrial.com

Toronto

927 Matheson Boulevard East
Mississauga, Ontario L4W 2R7
Phone: +1 905 602 4400
inquiries@jasonindustrial.com

CHINA

Beijing
NO.37-344 Fudongyuan.Ciqu Street
Taihu town, Tongzhou
Beijing 101111
Phone +86 10 8150 7478
info.cn@megadynegroup.com

Foshan

n.5 Hedang Industrial Area
East Side Wu Gang Road
Changcheng district, Foshan
Guangdong 528031
Phone +86 757 83815530
info.cn@megadynegroup.com

Fujian

No.720 Marketing Comprehensive
Building, South Lingshui Street
Wuli Industrial Park,
Jinjiang City, Fujian, 362261
Phone +86 595 8816 0309
info.cn@megadynegroup.com

Ningbo

Industrial Chemical Area,
Fengxiang Road 777, Xiepu Town
Zhenghai District,
Ningbo City , Zhejiang Province,
315203
Phone +86 574 8650 2886
info.cn@megadynegroup.com

Qingdao

Longshan town office,
Nange backstreet Jimo city –
Qingdao – Shandong, 266100
Phone +86 532 8765 2117
info.cn@megadynegroup.com

Shanghai

Business Office A area,
6th Floor, 11th Building,
No.1588, Li an Road
Shanghai, 201105
Phone +86 21 5447 1473
info.cn@megadynegroup.com

Shenyang

Room303, Flat 3, No.131-9
Baogong South St.
Tiexi District
Shenyang,110074
Phone +86 24 2572 3238
Fax +86 24 2572 3238
info.cn@megadynegroup.com

COLOMBIA

Cartagena
Diag 22-56-112
Bario el Bosque
Cartagena, Colombia
NIT 900-648-909-6
Phone: 011 57 313 501 5397
inquiries@jasonindustrial.com

CZECH REPUBLIC

Praha
Karlovarska Business Park
Na Hurce 1077/4 (Budova C),
161 00 –
Praha 6 – Ruzyne
Phone +420 2 8481 7181
office.cz@megadynegroup.com

FRANCE

Paris
Logistic Center Zi Les Bordes - 15
Rue Gustave Madiot
91923 Bondoufle Cedex
Phone +33 1 6079 8200
info.fr@megadynegroup.com

St. Jean De Maurienne

le près de la Garde -Av. Italie-
73300 S. Jean de Maurienne
Phone +33 4 7964 0613
info.fr@megadynegroup.com

GERMANY

Borchen
Nikolaus Otto Straße 24
33178 Borchen
Phone +49 5251 8735 0
info.de@megadynegroup.com

Elchingen

Daimlerstraße 13
89275 Elchingen
Phone +49 7308 9665 0
produktion@megadynegroup.com

HUNGARY

Budapest
West Gate Business Park
Topark u. 9
2045 Torokbalint
Phone +36 23 428 628
info.hu@megadynegroup.com

MEXICO

Mexico C.P.
Av. Ceylan 959 Int. 9 Y 10
Industrial Vallejo Azcapotzalco,
Mexico C.P. 02300
Phone +52 55 5587 3680
inquiries@jasonindustrial.com

POLAND

Bydgoszcz
Ofowiana 10, 85-461 Bydgoszcz
POLAND
Phone +48 52 348 77 12
info.pl@megadynegroup.com

SOUTH AFRICA

Johannesburg
Unit 4 - 6, 24 Park Avenue South
- Highway Business Park -
Rooihuiskraal, Centurion
Phone +27 (0)12 661 1652
Fax +27 (0)12 661 1634
info.sa@megadynegroup.com

SPAIN

Barcelona
Ctra de l'Arboc, Km 1,7
08800 Vilanova I La Geltru
Barcelona
Phone +34 93 811 5450
info.sp@megadynegroup.com

SWEDEN

Kristianstad
Estrids Väg 15
291 65 Kristianstad
Phone +46 10 1309600
info.se@megadynegroup.com

THAILAND

Bangkok
S.S.P. Tower – 16th Floor –
Office 10 Soi Sukhumvit 63
(Ekamai) Klong Tan Nuea,
Vadhana Bangkok 10110
Phone: +66 (0) 27115477
info.apac@megadynegroup.com

TURKEY

Izmir
Mustafa Kemal Atatürk Mahallesi
Izmir Ankara Asfalti Caddesi
No:19, 35170 Ulucak Kemalpaşa
Phone +90 232 877 07 00
info@rultrans.com.tr

U.K.

Birmingham
Unit 1, The Washington Centre,
Halesowen Road, Netherton,
Dudley, West Midlands, DY2 9RE
Phone: +44 1384 215 021
sales@megadynegroup.com

U.S.A

California
5660-5680 Rickenbacker Road Bell
Los Angeles, CA 90201
Phone +1 323 265 8061
inquiries@jasonindustrial.com

Florida

5120-B East Adamo Drive Tampa,
FL 33619
Phone +1 813 241 4111
inquiries@jasonindustrial.com

Georgia

Belt Corporation of America
253 Castleberry Industrial Dr.
Cumming, GA 30040
Phone +770 887-9725
inquiries@jasonindustrial.com

Illinois

221 South Westgate Drive
Carol Stream, IL 60188
Phone: +1630 752 0600
inquiries@jasonindustrial.com

New Jersey Americas HQ

340 Kaplan Drive Fairfield
NJ 07004
Phone +1 973 227 4904
inquiries@jasonindustrial.com

North Carolina

11016 Granite Street, Charlotte,
NC 28273
Phone +1 704 583 5388
inquiries@jasonindustrial.com

Oregon

One SE Alder St., Portland,
OR 97214
Phone +1 888 231 7224
inquiries@jasonindustrial.com

South Carolina

101 Pelham Davis Cir, Greenville,
SC 29615-5752
Phone +1 864 288 9916
inquiries@jasonindustrial.com

Texas

8510 Ambassador Row, Dallas
TX 75247
Phone +1 972 438 6992
inquiries@jasonindustrial.com

HEADQUARTERS**ITALY Torino**

Via S. Lucia, 114
10075 Mathi (Torino)
Phone +39 011 926 8052
info@megadynegroup.com

www.megadynegroup.com
www.jasonindustrial.com

